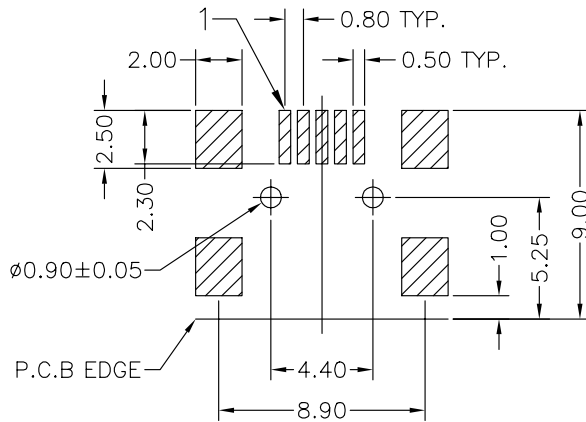
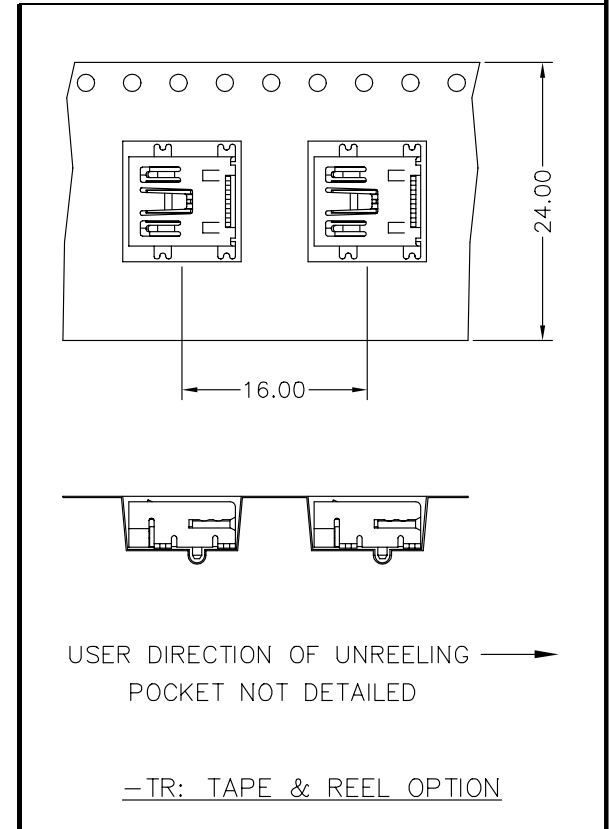
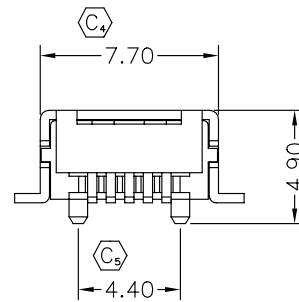
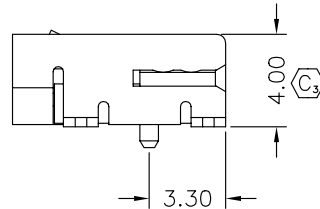
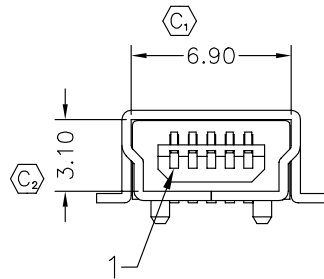
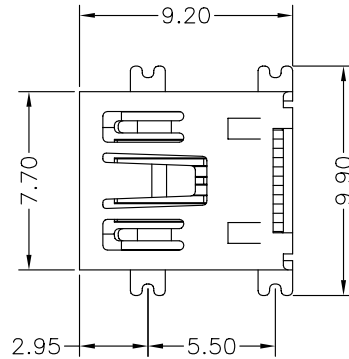


REVISION: F

MUSB-05-X-B-SM-A-XX

NO. OF CONTACTS ———— 05  
 -05  
 PLATING ———— C<sub>6</sub> -F: Flash Gold on Mating Area, Tin-Lead on Tails  
 -S: .000030" Gold on Mating Area, Tin-Lead on Tails  
 TYPE ———— -B  
 OPTION ———— -TR: TAPE & REEL PACKAGING (LEAVE BLANK FOR TRAY PACKAGING)  
 ALIGNMENT PINS ————  
 RA TERMINATION ———— -SM: Surface Mount

DO NOT SCALE FROM THIS PRINT



P.C.B LAYOUT

NOTES:  
 1. C<sub>6</sub> REPRESENTS CRITICAL DIMENSION.

UNLESS OTHERWISE SPECIFIED, DIMENSIONS ARE IN INCHES [MM]. TOLERANCES ARE:

DECIMALS .X: ±.10  
 .XX: ±.020  
 .XXX: ±.015

DO NOT SCALE DRAWING  
 INSULATOR: PA9T, RATED UL 94V-0, BLACK  
 CONTACT: PHOS BRONZE  
 SHELL: STEEL, NICKEL PLATED

MAX FLASH ALLOWED: .051  
 MAX GATE VESTIGE: .051  
 F:\DWG\EXISPROD\ASSEMBLY\0\USB

**PROPRIETARY NOTE**  
 THIS DOCUMENT CONTAINS INFORMATION CONFIDENTIAL AND PROPRIETARY TO SAMTEC INC. AND SHALL NOT BE REPRODUCED OR TRANSFERRED TO OTHERS OR USED FOR ANY PURPOSE OTHER THAN THAT FOR WHICH IT WAS OBTAINED WITHOUT THE EXPRESSED WRITTEN CONSENT OF SAMTEC INC.

SHEET SCALE: 1:2

**samtec**

520 PARK EAST BLVD. NEW ALBANY, IN 47150  
 (812) 944-6733 P.O. BOX 1147 TWX: 810-540-4085

DESCRIPTION:  
 Mini USB, RA, 5 Pin, Type B, Single, SMT

DWG. NO.  
 MUSB-05-X-D-SM-A-XX

BY: J. WOOL 12/26/03 SHEET 1 OF 1

CODE: 55322