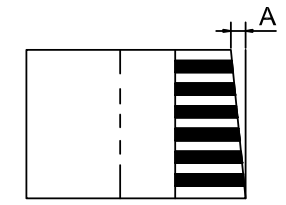
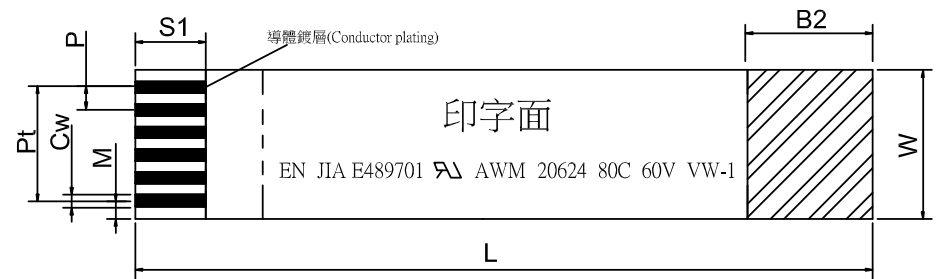


REVISIONS

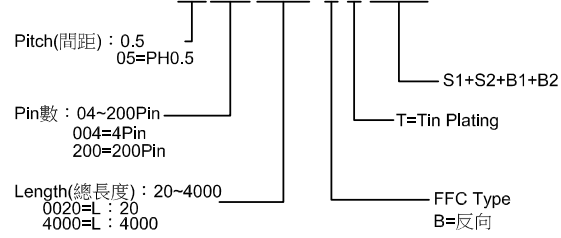
REV	DESCRIPTION	DATE	APPROVED
A	First Version	2018/03/16	Robin

項目 (Item)		規格值 (Specification)
導體芯數 (NO. of conductors)	N	xx
間距 (Pitch)	P	0.5±0.05
全間距 (Full Pitch)	PT	P*(N-1) (±0.1)
總長度 (Full Length)	L	xxxx
絕緣長度 (Insulation Length)	IL	L-S1-S2
邊緣寬度 (Margin Width)	M	0.5±0.05
總寬度 (Full width)	W	P*(N+1) (±0.1)
線口長度 (Strip Length)	S1	2±1
線口長度 (Strip Length)	S2	2±1
補強板長度 (Reinforeing tape length)	B1	4±1
補強板長度 (Reinforeing tape length)	B2	4±1
線口傾斜度 (Slanting)	A	≤0.3
沖孔 (Over lap)	A1	≤0.5
插入厚度 (Terminal thickness)	t	0.30±0.05
線身厚度 (Thickness insulation)	t1	0.12±0.02
導體厚度 (Conductor thickness)	Ct	0.035±0.005
導體寬度 (Conductor width)	Cw	0.3±0.05
補強板顏色 (Supporting Tapc Color)		藍色 (Blue)
補強板規格 (PET (Supporting Tapc Color))		0.225mm
絕緣膠規格 (PET (Insulation))--印字		0.043mm
絕緣膠規格 (PET (Insulation))--白色		0.043mm
導體鍍層 (Conductor plating)		鍍錫 (Tin Plating)



Part Descripon (部品規格) : 0.5*PIN數*長度*B*(2/2*4/4)*(0.035*0.3)

FCA 05-xxx-xxxx B T 2244



L · IL=30.0mm~100.0mm, Tolerance±2.0
 L · IL=101.0mm~300.0mm, Tolerance±3.0
 L · IL=301.0mm~600.0mm, Tolerance±5.0
 L · IL=601.0mm~xxxx, Tolerance±10.0

X±	X°± °	NAME: JP	PART NO.: FCA05-xxx-xxxxBT2244	TITLE: PH0.5mm FFC Cable, UL20624, 反向, 導體鍍錫, 2/2*4/4.					
.XX±	.XX°± °								
.XXX±	.XXX°± °	UNITS: MM							
	Tom 2018/03/16	Joey 2018/03/16	Robin 2018/03/16	DWG NO.: FCA05-xxx-xxxxBT2244					
	APPD BY	CHECK BY	DRAWN BY	<table border="1"> <tr> <td>SCALE</td> <td>SHEET</td> <td>REV.</td> </tr> <tr> <td>NONE</td> <td>1/1</td> <td>A</td> </tr> </table>	SCALE	SHEET	REV.	NONE	1/1
SCALE	SHEET	REV.							
NONE	1/1	A							