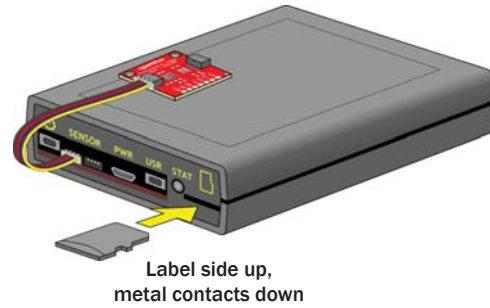


# Sensor System Quick Start

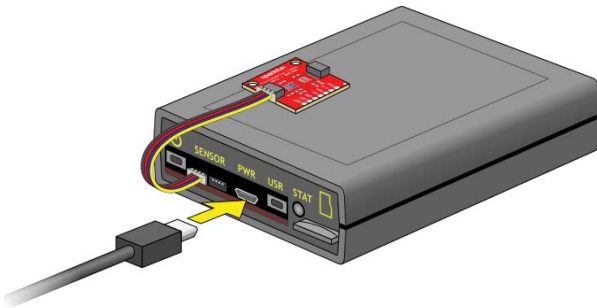
## 1. Plug In the Sensor



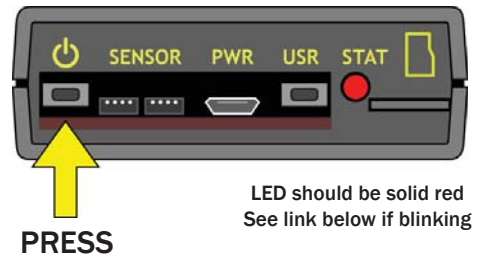
## 2. Insert the MicroSD Card



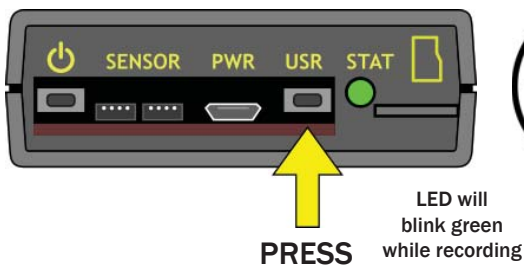
## 3. Plug in the USB Power Cable



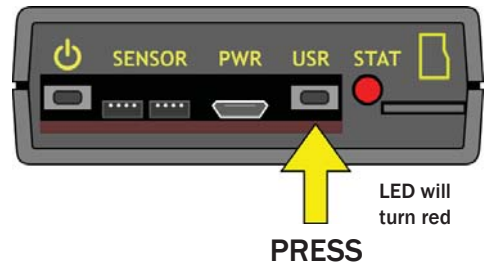
## 4. Turn on the Sensor System



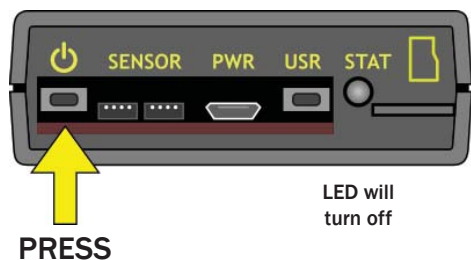
## 5. Begin Recording Data



## 6. Stop Recording Data



## 7. Turn Off the Sensor System



## 8. Remove the MicroSD Card



Complete instructions are available at:  
<https://learn.sparkfun.com/tutorials/sensor-system-hookup-guide>

