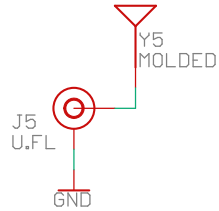
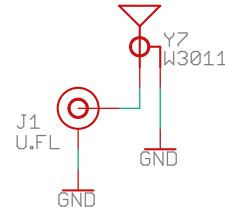


### Molex Molded



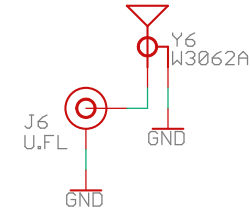
Part: Molex 1462350001  
 Gain: 1.4dBi  
 Center: 1.575GHz  
 Antenna Type: LDS

### PulseLarsen W3011



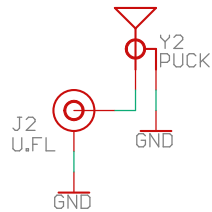
Part: PulseLarsen W3011  
 Gain: 3.4dBi  
 Center: 1.575GHz  
 Antenna Type: Chip

### PulseLarsen W3062A



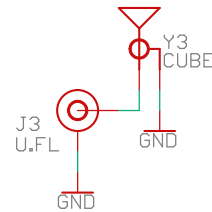
Part: PulseLarsen W3062A  
 Gain: 2.5dBi  
 Center: 1.575GHz  
 Range: 1.565 - 1.585GHz  
 Antenna Type: Chip

### TE Puck



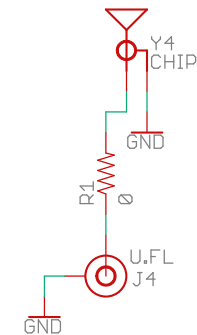
Part: TE 1513634-1  
 Gain: 0dBi  
 Center: 1.575GHz  
 Range: 1.565 - 1.585GHz  
 Antenna Type: Raised Puck

### Molex Cube



Part: Molex 1462160001  
 Gain: 1dBi  
 Center: 1.575GHz  
 Antenna Type: PIFA

### Molex Chip



Part: Molex 2042830001  
 Gain: 2dBi  
 Center: 1.575GHz  
 Range: 1.561 - 1.602GHz  
 Antenna Type: Loop



**open hardware**

#### GNSS L1 Frequencies

GPS: 1.575GHz  
 GLONASS: 1.598-1.609GHz  
 Galileo: 1.575GHz  
 BeiDou: 1.561 / 1.575GHz

#### Microstrip Calculation:

Copper Thickness (1oz): 1.4mil/0.035mm  
 Board thickness: 0.8mm  
 Dielectric thickness: 0.73mm  
 Er: 4.58  
 Polygon Isolation: 8mil/0.2032mm  
 RF Trace Width: 34.6mil/0.88mm

<https://cheandj.com/calculators/coplanar-waveguide-with-ground-calculator.htm>

Released under the Creative Commons  
 Attribution Share-Alike 4.0 License

<https://creativecommons.org/licenses/by-sa/4.0/>



TITLE: GNSS\_Chip\_Antenna\_Evaluation\_Board

Design by: N. Seidle

REV:  
 V10

Date: 3/25/2019 12:07 PM

Sheet: 1/1