NO VENDOR MARKINGS, VENDOR IS NOT TO ADD OR REMOVE ANYTHING

R407 Copyright www.RFduino.com 12/12/2013

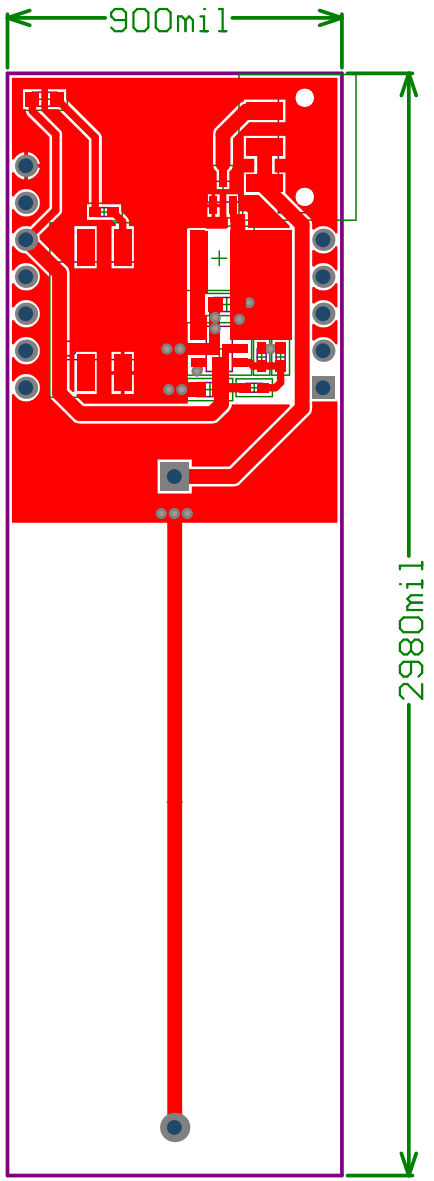


## LAYERS

TOP COPPER

DIMENSIONS

ROUTING KEEPOUT LAYER

NO VENDOR MARKINGS, VENDOR IS NOT TO ADD OR REMOVE ANYTHING

R407 Copyright www.RFduino.com 12/12/2013

NO VENDOR MARKINGS, VENDOR IS NOT TO ADD OR REMOVE ANYTHING

R407 Copyright www.RFduino.com 12/12/2013

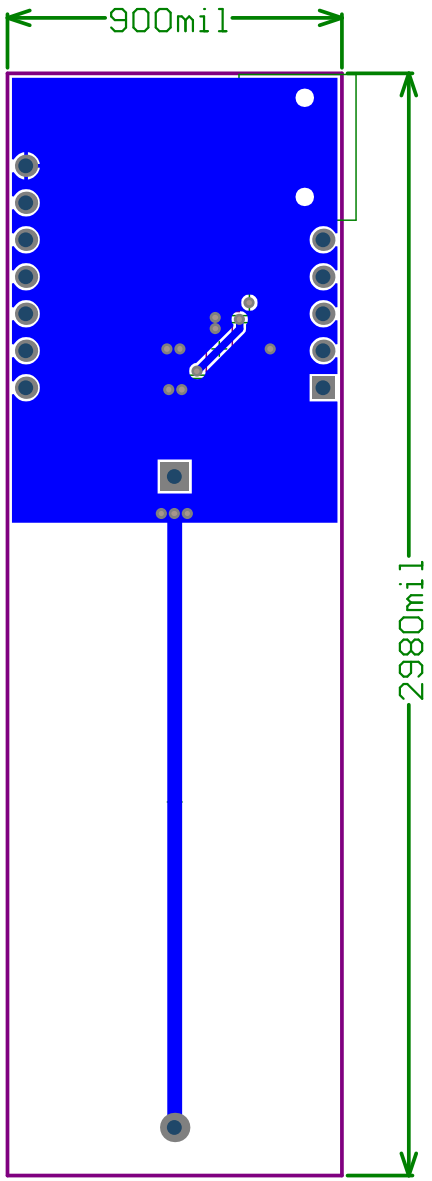


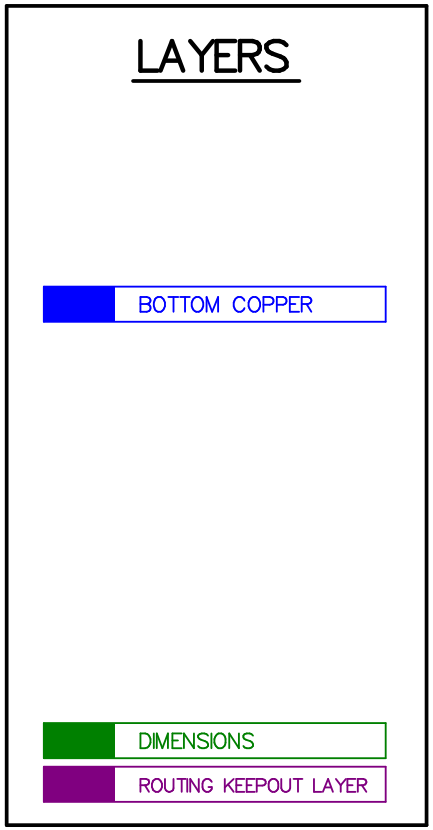


NO VENDOR MARKINGS, VENDOR IS NOT TO ADD OR REMOVE ANYTHING

R407 Copyright www.RFduino.com 12/12/2013

NO VENDOR MARKINGS, VENDOR IS NOT TO ADD OR REMOVE ANYTHING
R407 Copyright www.RFduino.com 12/12/2013

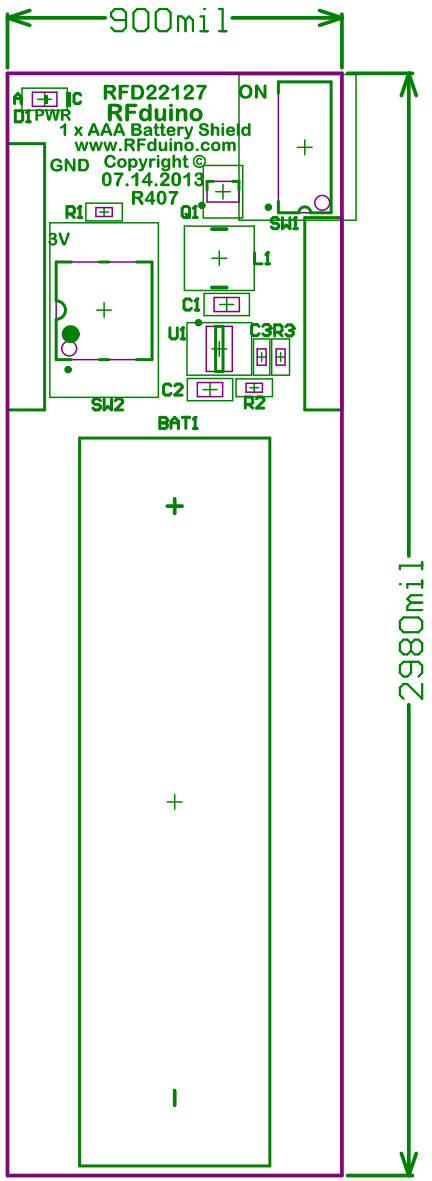


## LAYERS

TOP OVERLAY

DIMENSIONS

ROUTING KEEPOUT LAYER

NO VENDOR MARKINGS, VENDOR IS NOT TO ADD OR REMOVE ANYTHING
R407 Copyright www.RFduino.com 12/12/2013

NO VENDOR MARKINGS, VENDOR IS NOT TO ADD OR REMOVE ANYTHING

R407 Copyright www.RFduino.com 12/12/2013

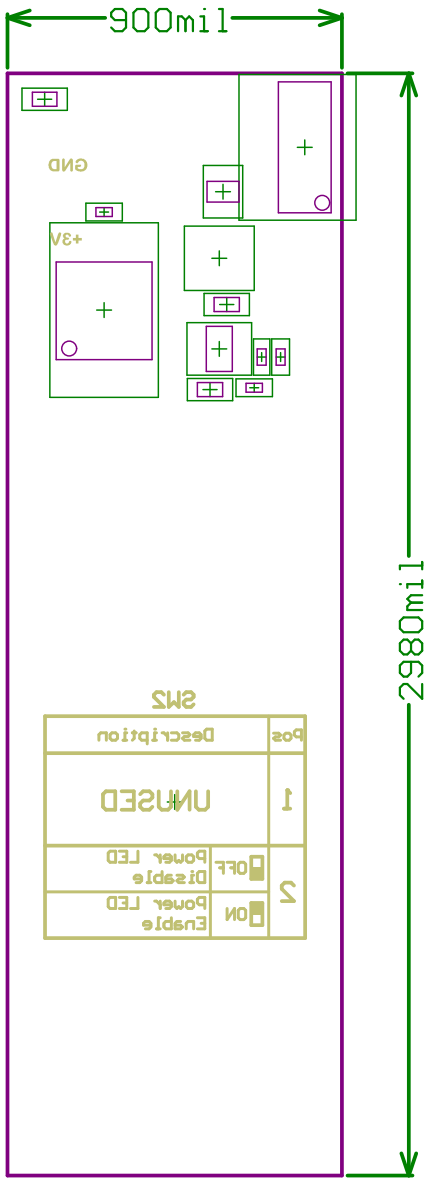


## LAYERS

BOTTOM OVERLAY

DIMENSIONS

ROUTING KEEPOUT LAYER

NO VENDOR MARKINGS, VENDOR IS NOT TO ADD OR REMOVE ANYTHING

R407 Copyright www.RFduino.com 12/12/2013

NO VENDOR MARKINGS, VENDOR IS NOT TO ADD OR REMOVE ANYTHING

R407 Copyright www.RFduino.com 12/12/2013

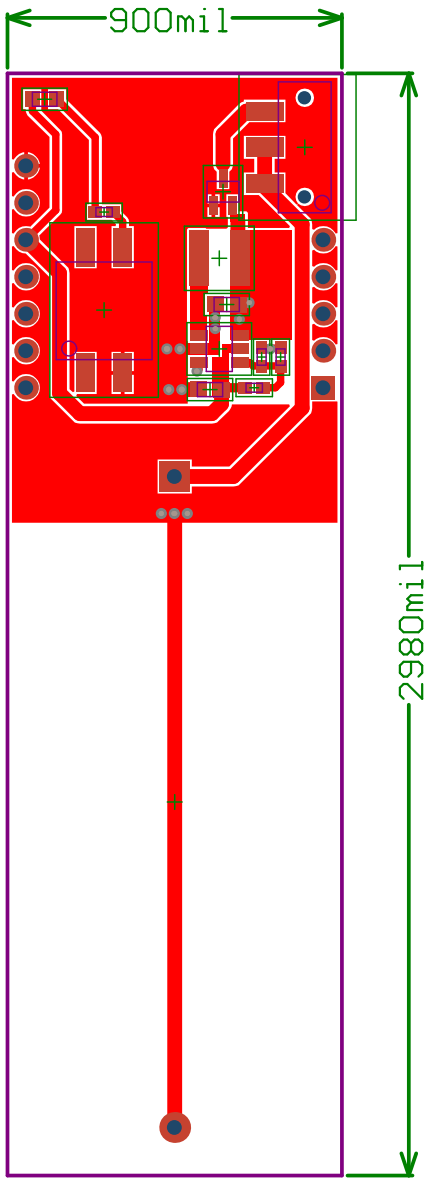


## LAYERS

- TOP SOLDER MASK
- TOP COPPER
- DIMENSIONS
- ROUTING KEEPOUT LAYER

NO VENDOR MARKINGS, VENDOR IS NOT TO ADD OR REMOVE ANYTHING

R407 Copyright www.RFduino.com 12/12/2013

NO VENDOR MARKINGS, VENDOR IS NOT TO ADD OR REMOVE ANYTHING

R407 Copyright www.RFduino.com 12/12/2013

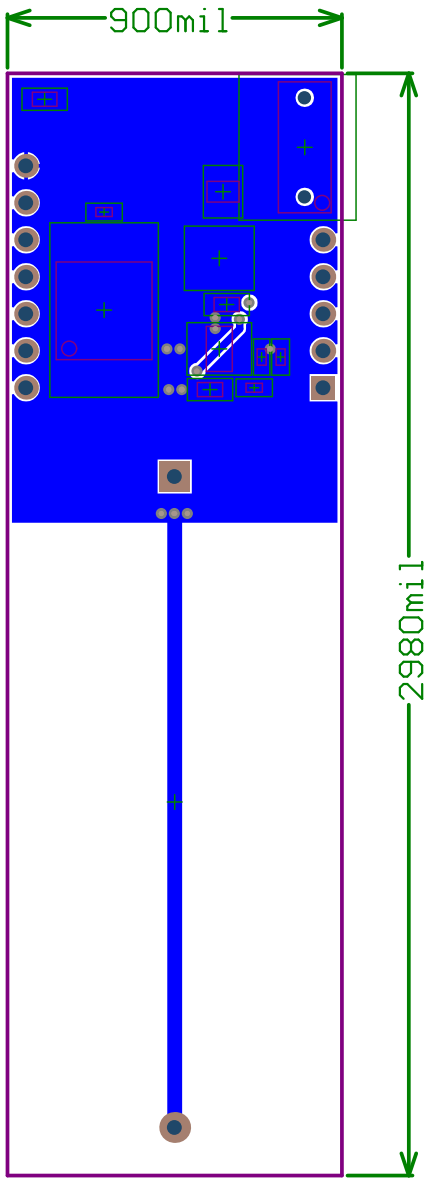


## LAYERS

- BOTTOM COPPER
- BOTTOM SOLDER MASK
- DIMENSIONS
- ROUTING KEEPOUT LAYER

NO VENDOR MARKINGS, VENDOR IS NOT TO ADD OR REMOVE ANYTHING

R407 Copyright www.RFduino.com 12/12/2013

NO VENDOR MARKINGS, VENDOR IS NOT TO ADD OR REMOVE ANYTHING

R407 Copyright www.RFduino.com 12/12/2013

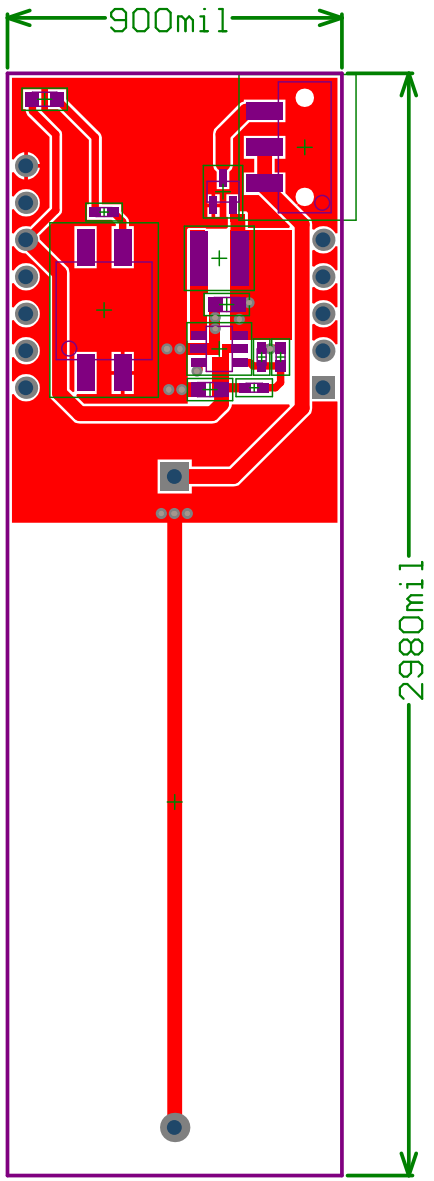


## LAYERS

- TOP PASTE
- TOP COPPER
- DIMENSIONS
- ROUTING KEEPOUT LAYER

NO VENDOR MARKINGS, VENDOR IS NOT TO ADD OR REMOVE ANYTHING

R407 Copyright www.RFduino.com 12/12/2013

NO VENDOR MARKINGS, VENDOR IS NOT TO ADD OR REMOVE ANYTHING

R407 Copyright www.RFduino.com 12/12/2013

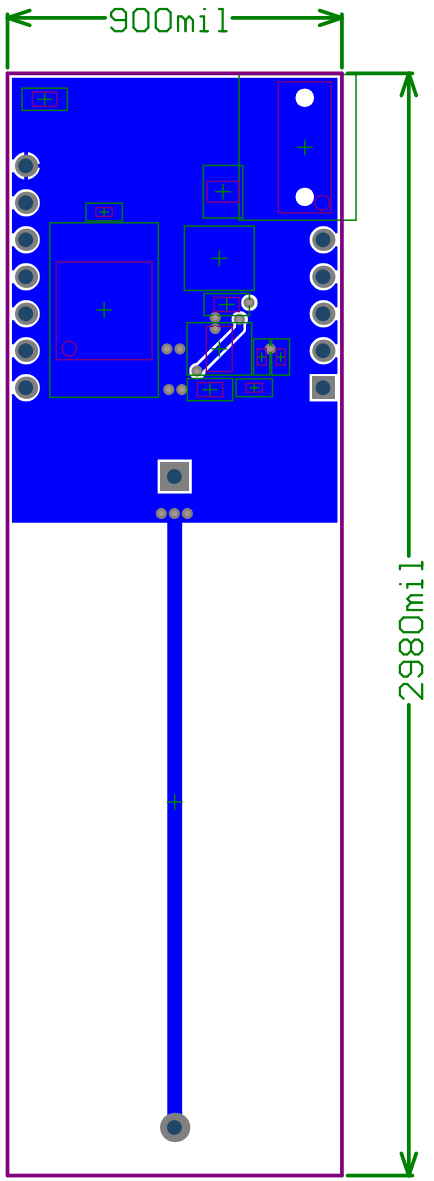


## LAYERS

- BOTTOM COPPER
- BOTTOM PASTE
- DIMENSIONS
- ROUTING KEEPOUT LAYER

NO VENDOR MARKINGS, VENDOR IS NOT TO ADD OR REMOVE ANYTHING

R407 Copyright www.RFduino.com 12/12/2013

NO VENDOR MARKINGS, VENDOR IS NOT TO ADD OR REMOVE ANYTHING

R407 Copyright www.RFduino.com 12/12/2013

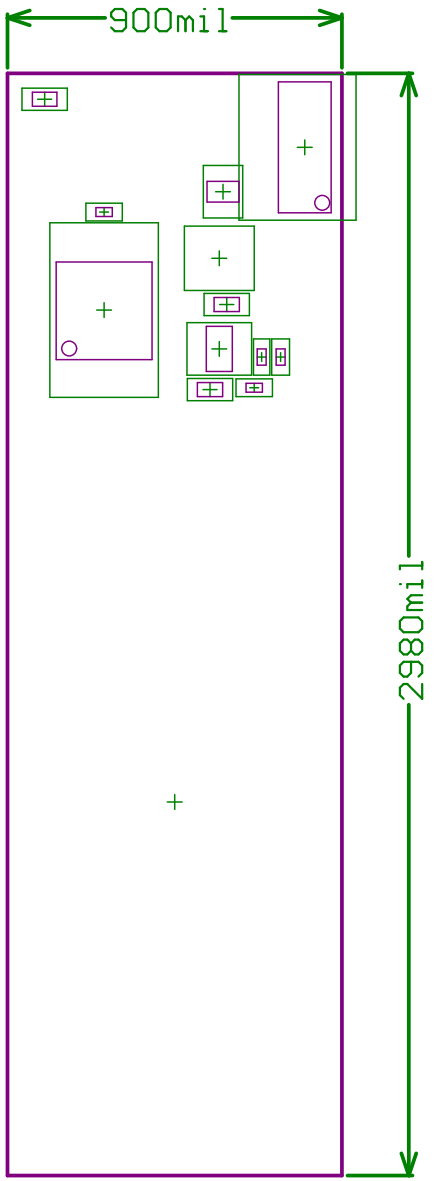


## LAYERS

DIMENSIONS

ROUTING KEEPOUT LAYER

NO VENDOR MARKINGS, VENDOR IS NOT TO ADD OR REMOVE ANYTHING

R407 Copyright www.RFduino.com 12/12/2013

NO VENDOR MARKINGS, VENDOR IS NOT TO ADD OR REMOVE ANYTHING

R407 Copyright www.RFduino.com 12/12/2013

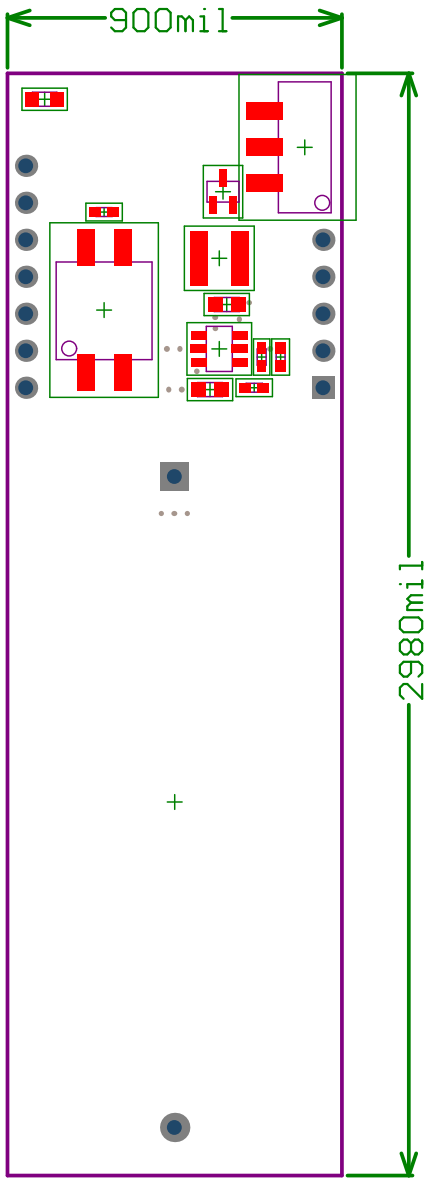


## LAYERS

DIMENSIONS

ROUTING KEEPOUT LAYER

NO VENDOR MARKINGS, VENDOR IS NOT TO ADD OR REMOVE ANYTHING

R407 Copyright www.RFduino.com 12/12/2013

NO VENDOR MARKINGS, VENDOR IS NOT TO ADD OR REMOVE ANYTHING

R407 Copyright www.RFduino.com 12/12/2013

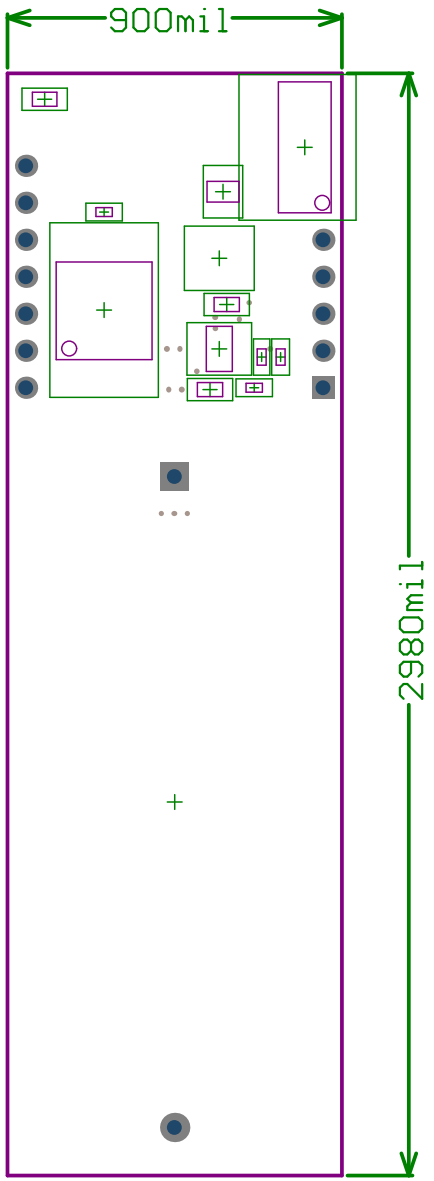


## LAYERS

DIMENSIONS

ROUTING KEEPOUT LAYER

NO VENDOR MARKINGS, VENDOR IS NOT TO ADD OR REMOVE ANYTHING

R407 Copyright www.RFduino.com 12/12/2013

NO VENDOR MARKINGS, VENDOR IS NOT TO ADD OR REMOVE ANYTHING

R407 Copyright www.RFduino.com 12/12/2013

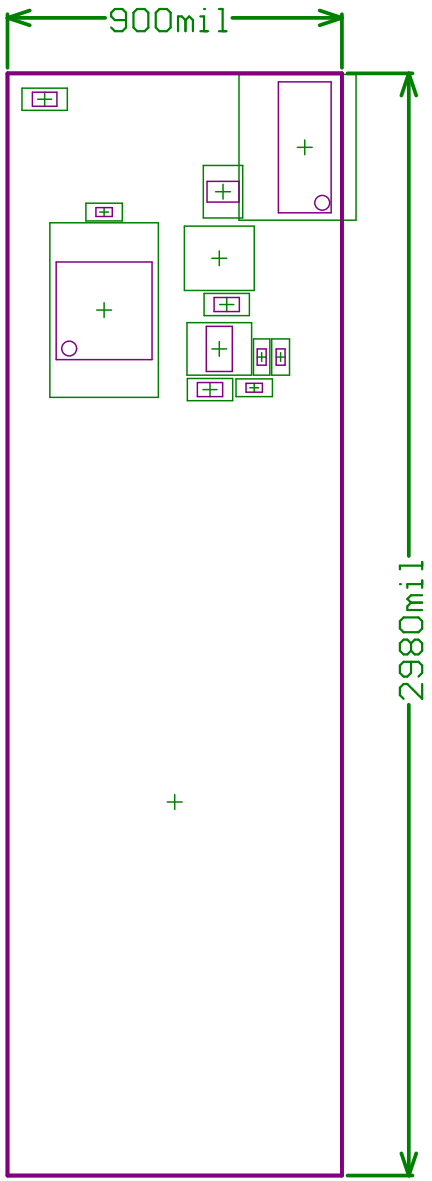


## LAYERS

DIMENSIONS

ROUTING KEEPOUT LAYER

NO VENDOR MARKINGS, VENDOR IS NOT TO ADD OR REMOVE ANYTHING

R407 Copyright www.RFduino.com 12/12/2013

NO VENDOR MARKINGS, VENDOR IS NOT TO ADD OR REMOVE ANYTHING

R407 Copyright www.RFduino.com 12/12/2013

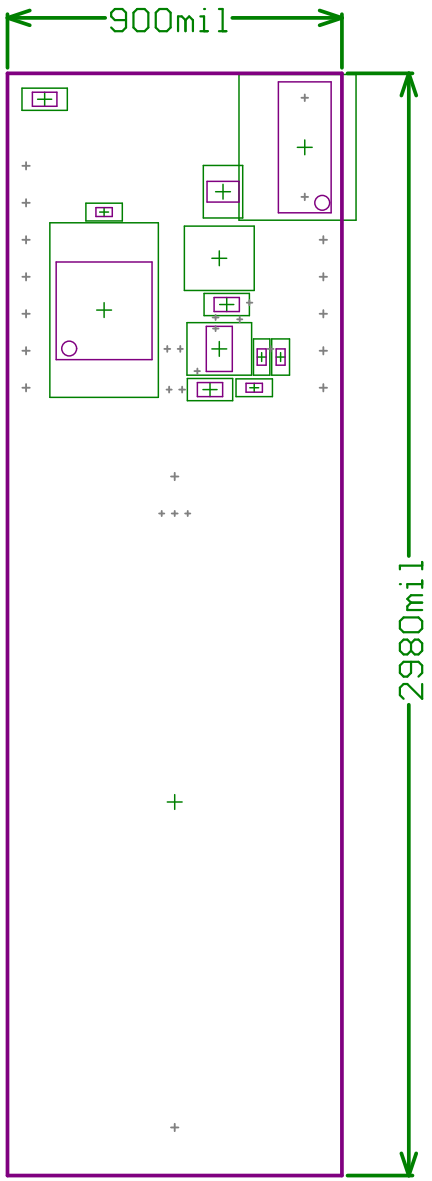


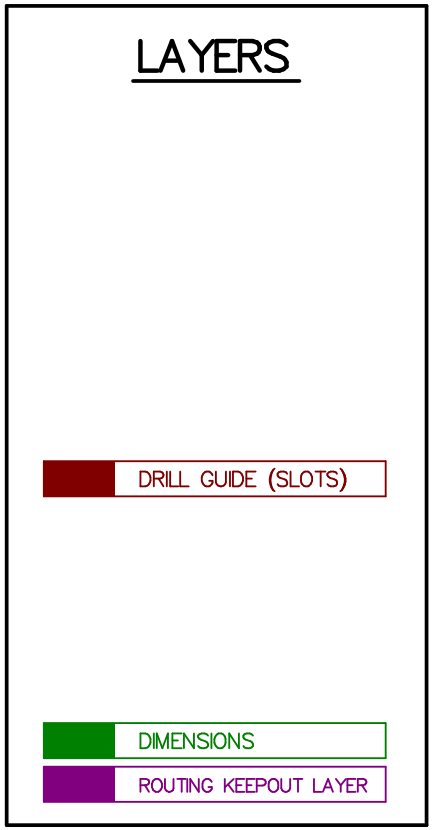


NO VENDOR MARKINGS, VENDOR IS NOT TO ADD OR REMOVE ANYTHING

R407 Copyright www.RFduino.com 12/12/2013

## LAYER STACK CONFIGURATION

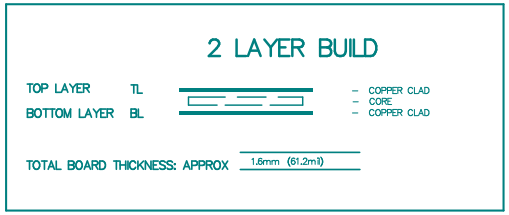


NO VENDOR MARKINGS, VENDOR IS NOT TO ADD OR REMOVE ANYTHING
R407 Copyright www.RFduino.com 12/12/2013

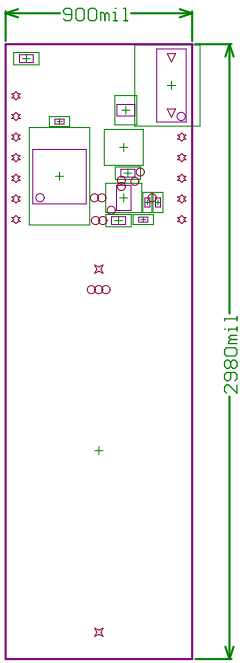





NO VENDOR MARKINGS, VENDOR IS NOT TO ADD OR REMOVE ANYTHING
R407 Copyright www.RFduino.com 12/12/2013

## NOTES: UNLESS OTHERWISE SPECIFIED

1. MATERIAL: FR4
2. FINISH: BLACK GLOSS LPI SOLDERMASK OVER BARE COPPER, BOTH SIDES OF BOARD
   ALL EXPOSED CONDUCTIVE PATTERN AREAS NOT COVERED WITH SOLDER MASK OR OTHER PLATING
   SHALL BE PLATED WITH IMMERSION GOLD
3. SILKSCREEN BOTH SIDES USING THE WHITE NON-CONDUCTIVE EPOXY INK,
   SILKSCREEN INC NOT ALLOWED ON COMPONENT PADS
4. NO VENDOR MARKINGS OF ANY TYPE, ON ANY LAYER OF THE PCB
   IT IS OK FOR VENDOR TO PUT MARKINGS ON THE RAILS OF THE ARRAY ONLY
5. IMPEDANCE CONTROL REQUIREMENT
6. FINISHED FAB AND WORKMANSHIP PER IPC-A-600, CLASS2
7. RoHS COMPLIANCE REQUIRED
8. ALL VIAS ARE TO BE FULLY PLUGGED WITH SOLDERMASK
9. IF THERE ARE ANY DISCREPANCIES, IT IS THE VENDORS RESPONSIBILITY TO CONTACT THE CUSTOMER
10. NO X-OUTS
11. 100% ELECTRICAL TEST FOR OPEN AND CLOSED REQUIRED

| Symbol | Hit Count | Tool Size | Plated | Hole Type |
|---|---|---|---|---|
| ○ | 13 | 15mil (0.381mm) | PTH | Round |
| ▽ | 2 | 35.433mil (0.9mm) | PTH | Round |
| ☼ | 12 | 40mil (1.016mm) | PTH | Round |
| ⌑ | 2 | 40.157mil (1.02mm) | PTH | Round |
| | 29 Total | | | |

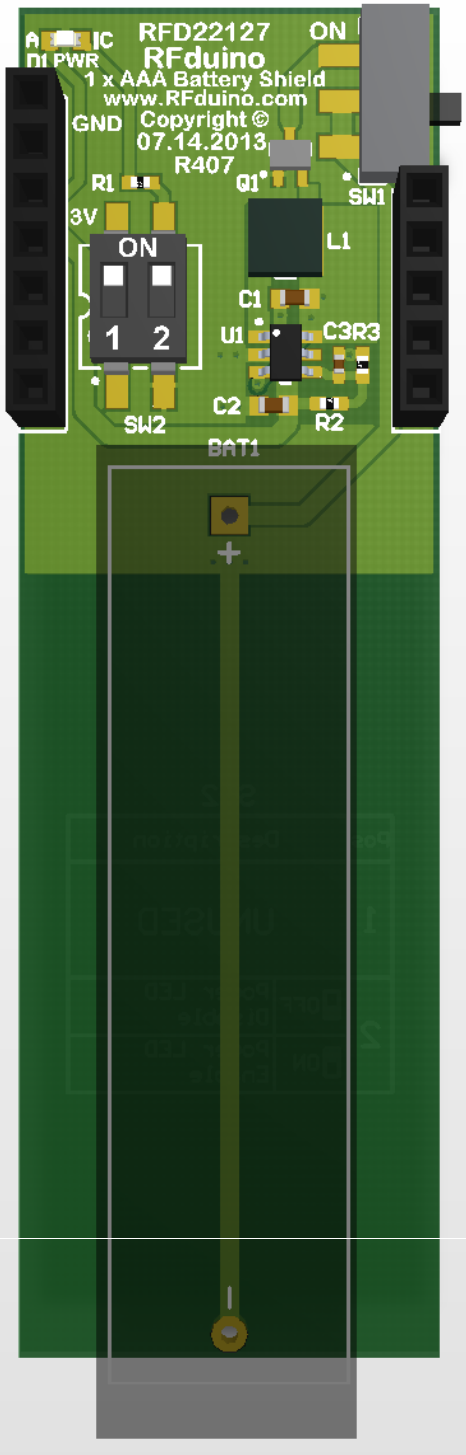
RFD22127
RFduino
1 x AAA Battery Shield
www.RFduino.com
Copyright ©
07.14.2013
R407
ON
PWR
GND
R1
3V
ON
1 2
SW2
Q1
SW1
L1
C1
U1
C3R3
C2
R2
BAT1

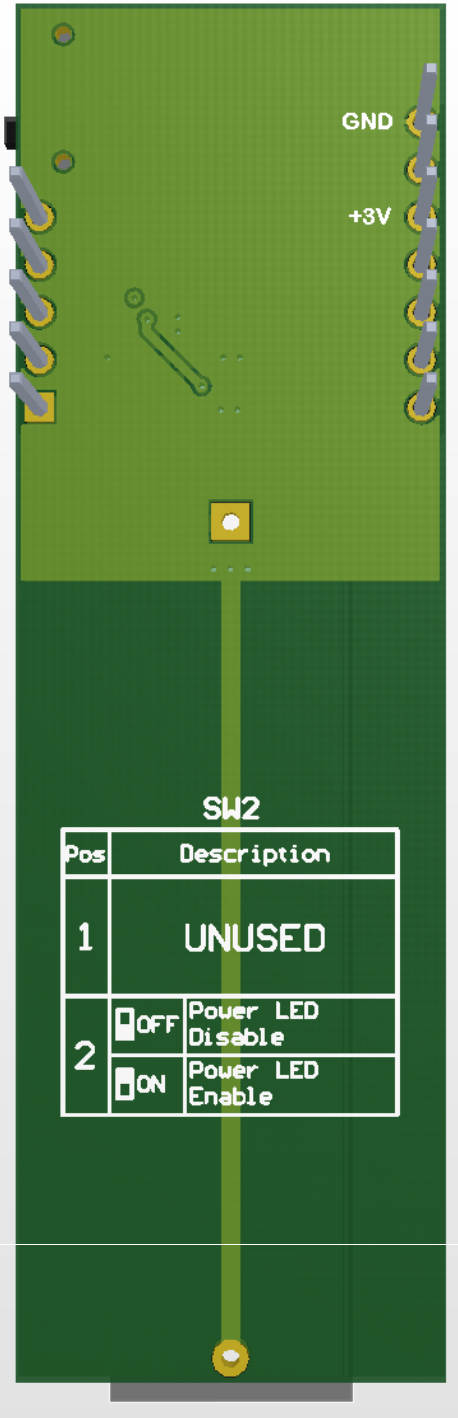
GND
+3V
SW2
Pos
Description
1
UNUSED
2
OFF
Power LED Disable
ON
Power LED Enable